DK-LOK
Sampling Cooler

Sampling Cooler

DKSPC Series

No. DKSPC-0
March 2013

- For boiler water, steam, or condensate sampling
- Stainless steel body and coil tube to minimize corrosion
- Counter current flow for efficient cooling

DKSPC Series Sampling Cooler



Features

- Single or double spiral coil tube
- All stainless steel materials
- Non-asbestos gasket endured high temperature sampling
- Cooling inlet and outlet connections are available

Operation

It is important that there must be flowing before opening the inlet of sample valve. The below condition shall be followed for safe operation and accurate sampling.

1) Open the inlet valve of coolant and check whether it comes out through the outlet or not.
2) To get the coolant sample, the flow rate should be adjusted while the inlet valve is being opened slowly. Generally, 25℃ should be perfect.
3) The coolant should be flowed for a while before you receive the sample on the container.
   By doing this you can get the exact sample for the analysis.
4) When you have enough sample firstly close the inlet valve and then, close the inlet valve of coolant.
5) After close the inlet sample valve, the coolant will be possible to drop of connector while the sample in the coil is being drained.

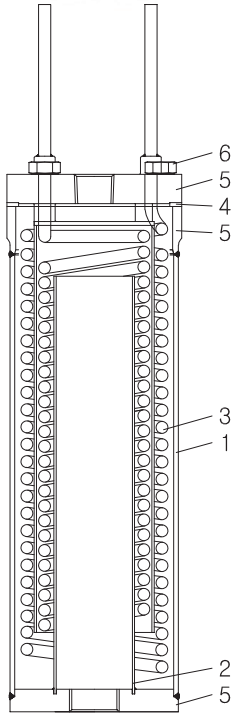

Material of Construction

No.	Component	Material
1	Outer Pipe	ASTM A312 TP316 or equivalent
2	Inner Pipe(2)	ASTM A312 TP316 or equivalent
3	Single/Double Coil Tube	ASTM A213/A269 TP316
4	Gasket	Non Asbestos
5	Flanges(3)	Stainless Steel 316
6	Hex. Head Bolt(4)	Stainless Steel 316

Pressure-Temperature Ratings

Part No.	Tube Description	Working Pressure for Cylinder	Working Pressure for Tube	Service Flow for below	Area
DKSPC-TS4T-12N8N-S	Tube O.D 1/4" x T0.035" (Single Spiral)	450psig@650°F 31 bar@343℃	3,400psig@1,000°F 234 bar@537℃	1,200 cc/min.	1.2 ft²
DKSPC-TD4T-12N8N-S	Tube O.D 1/4" x T0.035" (Double Spiral)	450psig@650°F 31 bar@343℃	3,400psig@1,000°F 234 bar@537℃	2,000 cc/min.	1.7 ft²
DKSPC-TS6T-12N12N-S	Tube O.D 3/8" x T0.049" (Single Spiral)	450psig@650°F 31 bar@343℃	2,500psig@700°F 172 bar@371℃	1,800 cc/min.	2.4 ft²
DKSPC-TD6T-12N12N-S	Tube O.D 3/8" x T0.049" (Double Spiral)	450psig@650°F 31 bar@343℃	2,500psig@700°F 172 bar@371℃	3,500 cc/min.	3.5 ft²

Ordering Information and Dimensions

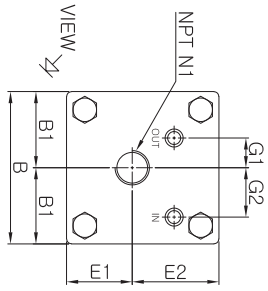

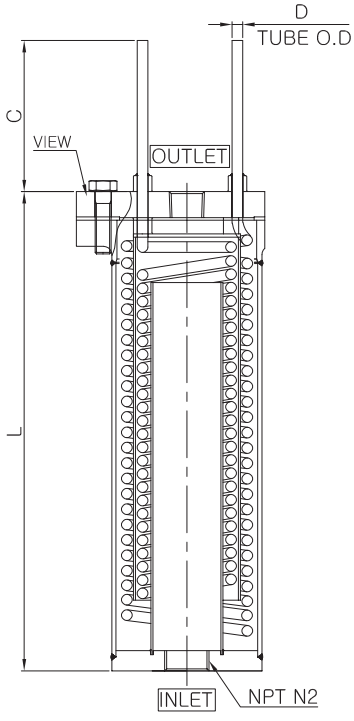

Part No.	D	B1	B	G1	G2	E1	E2	L	C	N1	N2
DKSPC-TS4T-12N8N-S	1/4"	46.3	94	18.1	30	46.3	46.3	284.5	150	1/2"	3/4"
DKSPC-TD4T-12N8N-S	1/4"	46.3	94	18.1	30	46.3	46.3	284.5	150	1/2"	3/4"
DKSPC-TS6T-12N12N-S	3/8"	91.5	183	43	30.2	91.5	91.5	353.5	100	3/4"	3/4"
DKSPC-TD6T-12N12N-S	3/8"	91.5	183	43	30.2	91.5	91.5	353.5	100	3/4"	3/4"

* Note: All dimensions shown are for reference only and are subject to change.

Maintenance and Spare Part Ordering

Maintenance – Disassembly and Reassembly

1. Remove the hex. head bolts at upper flange. (required spanner size 3/8") and separate the upper flange and middle flange.
2. Remove the old gasket and clean the each part by appropriate cleaning solution
3. Replace the new gasket and tighten the hex. head bolts.
4. Tighten torque are about 48 Nm for DKSPC-TS4T/DKSPC-TD4T (tube o.d 1/4") and 61 Nm for DKSPC-TS-6T/DKSPC-TD6T(tube o.d 3/8")
5. After reassembly, shell test shall be performed at new gasket showing visible leak.

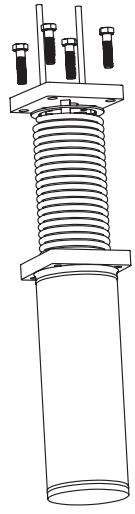

Spare Part Ordering - Material: Non-Asbestos

Part No.	Gasket Ordering No.
DKSPC-TS4T-12N8N-S	9GSK-DKSPC-4T-ABT
DKSPC-TD4T-12N8N-S	
DKSPC-TS6T-12N12N-S	9GSK-DKSPC-6T-ABT
DKSPC-TD6T-12N12N-S	

Factory Test and Packaging

Every Sampling Cooler is factory tested with nitrogen gas at working pressure for cylinder.

© Copyright 2013-2013. All Rights Reserved.

DK-LOK Fittings & Valves
www.dklok.com

DK-LOK Corporation
Mailing Address
7, Golden root-ro 129beon-gil, Juchon-myeon, Gimhae-si, Gyeongsangnam-do, South Korea 621-842

DK-Lok contact information
Tel. (82) 55-338-0114
Fax. (82) 55-901-0143
E-mail : sales@dklok.com

For International customers
Tel. (82) 55-338-0131/2
Fax. (82) 55-901-0142
E-mail : dklok@dklok.com