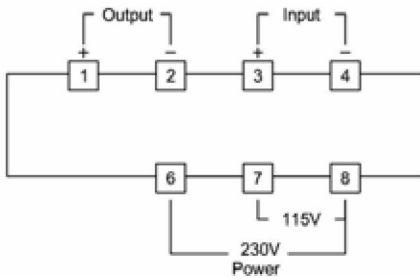
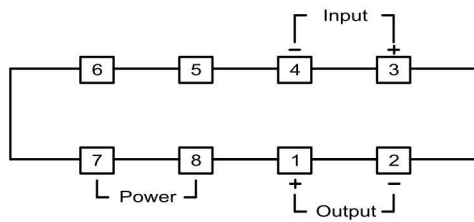


CONNECTION DIAGRAMS

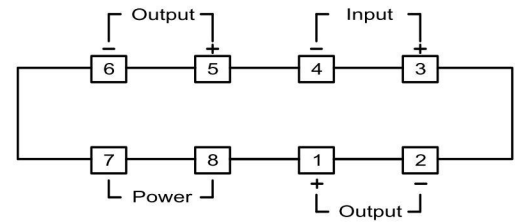
Model: RD1(CASE H)



Model: PDH1 (CASE C)

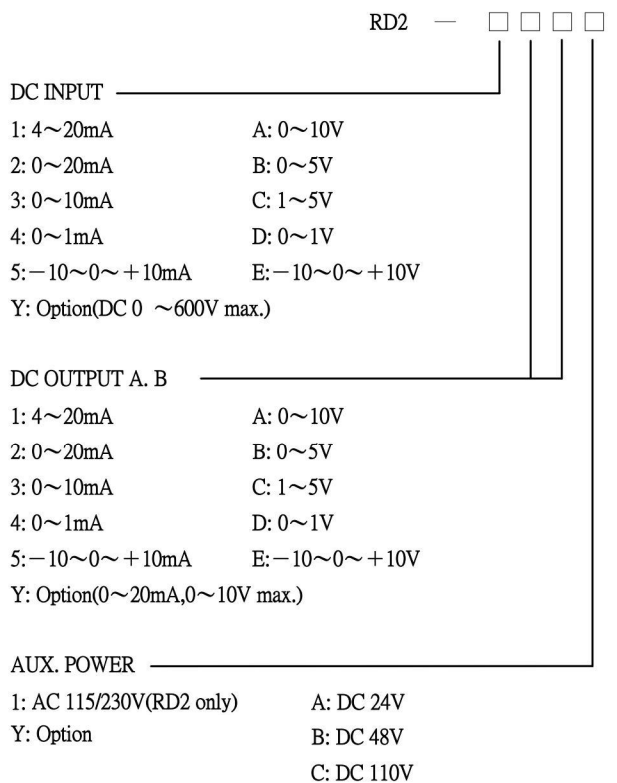


Model: PDH2 (CASE C)



RD2 system can input various DC voltage or current signals and can also output two or three desired voltage or current signals isolated from the input, and isolated from each other.(Aux. power 6VA)

ORDERING INFORMATION

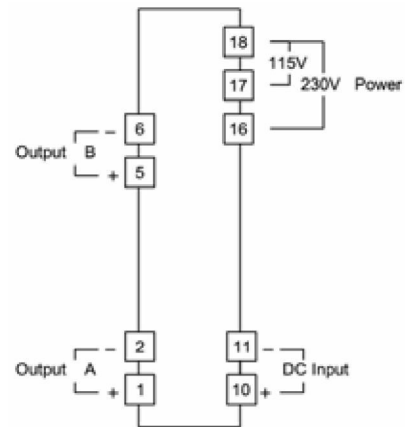


Certificate No.:EM/2002/90104

Test(s) Required:
 EN61000-6-3:2001:CISPR22 CLASS B, EN61000-3-2:2001, EN61000-3-3:1995.
 EN61000-6-1:2001:EN61000-4-2:1995, EN61000-4-3:1996, EN61000-4-4:1995, EN61000-4-5:1995,
 EN61000-4-6:1996, EN61000-4-11:1994.

CONNECTION DIAGRAMS

Model: RD2(CE) (CASE I)



CASE I